

# Water Quality Report

For Period Ending December 2010



**Anniston Water Works & Sewer Board**

131 West 11th Street, Anniston, AL 36201

[www.awwsb.org](http://www.awwsb.org)

Phone: 256-236-3429

Fax: 256-236-1532

## We Live Here Too

Over the past several years the Anniston Water Works and Sewer Board has developed what I think is a fairly remarkable record of being active in the community over and above providing quality water and waste water services at affordable prices. Employees of the Board volunteer in nearly every community service activity. Those include United Way, YMCA, Red Cross, Chamber of Commerce, Spirit of Anniston, and the Anniston Museums to name just a few. Our employees are involved in those in part because they are members of this community and care about the quality of life their families enjoy. But there are good – business reasons for encouraging those activities.

While they may not be in the water works' core business, they all comprise a critical part of keeping our community viable. The Water Board has been an active participant in economic development, the economic stabilization of Hobson City and the revitalization of downtown Anniston. Many have asked why we are involved in such activities. There is an answer and we think it makes good common sense.

Simply put, as the community goes, so goes the Anniston Water Works. Our future, the future of our jobs and the incomes they provide for our families depends on a stable customer base and are enhanced by moderate growth. Without some growth in our customer base any new costs are born alone by our existing rate payers. The cost per customer certainly goes up if the number of customers goes down.



Continued on page 2



Your Anniston Tap Water was recently selected as **"Best Tasting Drinking Water"** in a regional competition conducted among participating water utilities at the annual conference of the Alabama/Mississippi Section of the American Water Works Association

Este informe contiene la información! Si usted no entiende este informe, pida que alguien lo traduzca usted.

**Continued from page 1**

To better understand the relationship between the health of our community and the future of our utility you need to have a few facts. Many of our costs are what are termed fixed costs. In other words, no matter how many or how few customers we have - our debt, our capital costs and the maintenance of our four treatment plants, 600 miles of water line and 250 miles of sewer lines will stay about the same. So even if our customers leave much of our costs will remain virtually fixed. The main variables are our energy costs, chemical costs and labor costs

On the other hand, if the number of residential, commercial, industrial, or wholesale customers go up, while our costs still remain relatively fixed, our income rises. That allows us to remain economically viable. And, as little as you may recognize it, increasing income from other sources lessens the impact on our existing customers. Since the Board is a not-for profit public corporation we don't make a profit. But by law, we cannot lose money. Any earnings must be spent on improving the system. Like all utilities our age, there is plenty of that work to do.

We can cut our variable costs. We have used energy audits and outside experts to reduce energy costs by managing our contracts with energy and communication providers. We have reduced the size of our fleet. We have switched from chemical disinfection to ultra-violet light at our waste water plants to help protect the environment and reduce chemical costs. Over the past fifteen years even though our system has grown substantially, we have reduced our employee headcount forty per cent by working smarter and harder.

On the other side of the balance sheet we can find creative ways to increase revenues. We have used our surplus water supply to garner contracts with wholesale customers like Jacksonville, Heflin, Cleburne County and several others. In addition we can grow our industrial and commercial customers. At this moment we are concluding negotiations with Honda Manufacturing of Alabama to furnish water to their Lincoln Plant. All of these customers will provide the system with additional revenues without adding significant costs over the long term. This allows us to do the work to the system required by regulatory agencies and the effects of age with less increase in the burden on our traditional residential customers.

If there is no community for us to serve we will not have a job to do. So helping to enhance the quality of life, revitalizing the financial hub of downtown, preventing urban decay and finding ways to operate efficiently while finding new revenue sources offers us all a better future. We can't do everything. But we can't sit on the sidelines either. **It's all important to us. We live here too!**

*Jim Miller, General Manager*

**OUR MISSION IS:**

- **SERVICE** – by providing high quality drinking water to our customers on demand while maintaining our plants and equipment to facilitate economic growth and development.
- **PROTECTION OF THE ENVIRONMENT AND PUBLIC HEALTH** – through responsible wastewater treatment and source water protection
- **CONTINUOUS IMPROVEMENT** – of our processes and personnel to achieve the highest standards of customer satisfaction and to meet or exceed all water and wastewater quality standards.

**List of Non-Detect Substances** (Anniston Water Works tested for the following substances in 2010 but none were detected.)

1,1 - Dichloropropene	Bromomethane	P-Chlorotoluene	1,2-Dichloropropane	Vinyl Chloride	Thallium	N-nitroso-pyrrolidine	alachlor ESA
1,1,2,2-Tetrachloroethane	Chloroethane	P-Isopropyltoluene	Benzene	Xylenes	Foaming Agents	2,2',4,4',5,5'-hexabromobiphenyl	alachlor OA
1,1-Dichloroethane	Chloromethane	Sec - Butylbenzene	Carbon Tetrachloride	Antimony	Silver	2,2',4,4',6-pentabromodiphenyl ether	metolachlor ESA
1,2,3 - Trichlorobenzene	Dibromomethane	Tert - Butylbenzene	Chlorobenzene	Arsenic	Zinc	2,2',4,4',5,5'-hexabromodiphenyl ether	metolachlor OA
1,2,3 - Trichloropropane	Dichlorodifluoromethane	Trichlorofluoromethane	cis-1,2-Dichloroethylene	Beryllium	Monochloroacetic Acid	2,2',4,4'-tetrabromodiphenyl ether	acetochlor
1,2,4 - Trimethylbenzene	Hexachlorobutadiene	1,1,1,2-Tetrachloroethane	Dichloromethane	Cadmium	Dibromoacetic Acid	2,2',4,4',5-pentabromodiphenyl ether	alachlor
1,3 - Dichloropropane	Isopropylbenzene	Trans 1,3 Dichloropropene	Ethylbenzene	Cyanide	Monobromoacetic Acid	dimethoate	metolachlor
1,3 - Dichloropropene	M-Dichlorobenzene	O-Dichlorobenzene	p-Dichlorobenzene	Lead	N-nitroso-di-n-butylamine	terbufos sulfone	
1,3,5 - Trimethylbenzene	MTBE	1,1,1-Trichloroethane	Styrene	Mercuryl	N-nitroso-diethylamine	1,3-dinitrobenzene	
2,2 - Dichloropropane	N - Butylbenzene	1,1,2-Trichloroethane	Tetrachloroethylene	Nickel	N-nitroso-dimethylamine	hexahydro-1,3,5-trinitro-1,3,5-triazine	
Bromobenzene	Naphthalene	1,1-Dichloroethylene	Toluene	Nitrate	N-nitroso-di-n-propylamine	2,4,6-trinitrotoluene	
Bromochloromethane	N-Propylbenzene	1,2,4-Trichlorobenzene	trans-1,2-Dichloroethylene	Nitrite	N-nitroso-methylethylamine	acetochlor ESA	
Bromoform	O-Chlorotoluene	1,2-Dichloroethane	Trichloroethylene	Selenium	N-nitroso-methylethylamine	acetochlor OA	

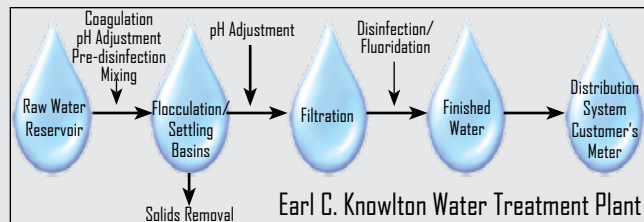
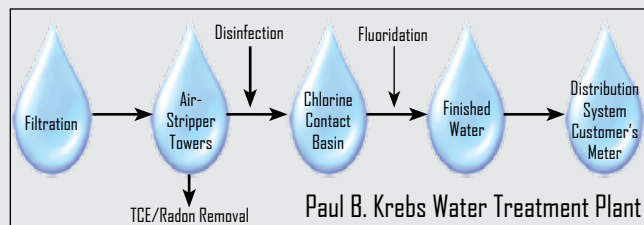
**DETECTED SUBSTANCES TABLE FOR PERIOD  
JANUARY -- DECEMBER 2010**

Water Source				Coldwater Spring	Hillabee Reservoir		
Primary Inorganic Substances	Units	MCL	MCLG	Highest Level Last 12 Months		Violation (Yes/No)	Source of Substance
Barium	ppb	2000	2000	22.2	10.4	No	Discharge of drilling wastes; discharge from metals refineries; erosion of natural deposits
Chlorine	ppm	4 (MRDL)	4 (MRDLG)	1.75	2.7	No	Water additive used to control microbes
Chromium	ppb	100	100	3.57	<0.001	No	Discharge from steel and pulp mills; erosion of natural deposits
Fluoride	ppb	4	4	0.75	0.62	No	Erosion of natural deposits; water additive which promotes strong teeth; discharge from fertilizer and aluminum factories
Sulfate	ppm	500	--	2.64	11.9	No	Erosion of natural deposits
Secondary Inorganic Substances	Units	MCL	MCLG	Highest Level Last 12 Months		Violation (Yes/No)	Source of Substance
Alkalinity, Total	ppm	--	--	100	39.2	No	Erosion of natural deposits
Aluminum	ppb	200	--	3.75	56.2	No	Water additive for removing organics; Erosion of natural deposits
Calcium	ppm	--	--	22.3	14.8	No	Erosion of natural deposits
Carbon Dioxide	ppm	--	--	6.2	<1.0	No	Erosion of natural deposits
Chloride	ppm	[250]	--	2.68	5.47	No	An inorganic constituent in water affecting taste
Copper	ppb	1300	1300	19.1	<1.0	No	Corrosion of household plumbing systems; Erosion of natural deposits
Hardness, Total (As CaCO <sub>3</sub> )	ppm	--	--	101	52	No	Erosion of natural deposits
Iron	ppb	300	--	<5.0	<5.0	No	Erosion of natural deposits
Magnesium	ppm	--	--	11.1	3.65	No	Erosion of natural deposits
Manganese	ppm	50	--	<1.0	<1.0	No	Erosion of natural deposits
pH	ppm	--	--	7.64	9.03	No	An indicator of acidity or alkalinity levels of water
Sodium	ppb	--	--	1.14	1.37	No	Erosion of natural deposits
Total Dissolved Solids	ppm	[500]	--	98	92	No	Erosion of natural deposits
Disinfection By-Products (at the Plants)	Units	MCL	MCLG	Highest Level Last 12 Months		Violation (Yes/No)	Source of Substance
Total Trihalomethanes (TTHM's)	ppb	80	0	0.5	59	No	By-product of drinking water chlorination
Haloacetic Acids (HAA5's)	ppb	60	0	<6.0	32	No	By-product of drinking water chlorination
Disinfection By-Products (in Distribution System)	Units	MCL	MCLG	Highest Level Last 12 Months		Violation (Yes/No)	Source of Substance
Total Trihalomethanes (TTHM's)	ppb	80	0	5.95	2.75	No	By-product of drinking water chlorination
Haloacetic Acids (HAA5's)	ppb	60	0	<6.0	<6.0	No	By-product of drinking water chlorination
Total Trihalomethanes (TTHM's) are the sum of the concentrations of bromoform, bromodichloromethane, chlorodibromomethane, and chloroform MCL equal to or less than 80 ppb. Haloacetic Acids (HAA5's) are the sum of the concentrations of dibromoacetic acid, dichloroacetic acid, monobromacetic acid, and trichloroacetic acid MCL equal to or less than 60 ppb.							
Regulated Volatile Chemicals	Units	MCL	MCLG	Highest Level Last 12 Months		Violation (Yes/No)	Source of Substance
TCE (Trichloroethylene)	ppb	5	0	Less than 0.5	Less than 0.5	No	Discharge from metal degreasing sites and other factories
cis-1,2-Dichloroethylene	ppb	70	70	Less than 0.5	Less than 0.5	No	Discharge from industrial chemical factories
Non-Regulated Contaminants Table	Units	MCL	MCLG	Highest Level Last 12 Months		Violation (Yes/No)	Source of Substance
MTBE (Methyl tertiary-Butyl Ether)	ppb	Not Regulated		Not Detected	Not Detected	No	Petroleum products
Total Organic Carbon	ppb	Not Regulated		Not Detected	1.5	No	Natural sources
Radionuclides	Units	MCL	MCLG	Water Sources: Coldwater Spring and Hillabee Reservoir		Violation (Yes/No)	Source of Substance
Gross Alpha	pCi/l	15	0	Sampling not required in 2010		No	Erosion of natural deposits
Turbidity	Units	MCL	MCLG	Highest Level Last 12 Months	Highest Level Last 12 Months	Violation (Yes/No)	Source of Substance
Turbidity	NTU	0.09	0.14	0.09	0.14	No	Erosion of natural deposits and soil runoff
100% of samples were below the turbidity limits. .							
Lead & Copper Monitoring	Units	MCL	MCLG	Distribution System Violations		Violation (Yes/No)	Source of Substance
Lead	ppb	15	0	0		No	Corrosion of household plumbing systems; erosion of natural deposits
Copper	ppb	1300	1300	0		No	Corrosion of household plumbing systems; erosion of natural deposits
Federal and state regulations require that 90% of the distribution samples be below the MCL. During the last 12 month period 100% of Anniston's distribution samples were below the MCL. Lead and copper are metals found in natural deposits as ores containing other elements. They are sometimes used in household plumbing materials or in water service lines used to bring water from the main to the home. Lead can cause a variety of adverse health effects when people are exposed to it at levels above the action level for relatively short periods of time. These effects may include interference with red blood cell chemistry, delays in normal physical and mental development in babies and young children, slight deficits in the attention span, hearing, and learning abilities of children, and slight increases in the blood pressure of some adults. Lead has the potential to cause the following effects from a lifetime exposure at levels above the action level: stroke and kidney disease; cancer. Copper is an essential nutrient, required by the body in very small amounts. However, EPA has found copper to potentially cause the following health effects when people are exposed to it at levels above the Action Level. Short periods of exposure can cause gastrointestinal disturbance including nausea and vomiting. Use of water that exceeds the Action Level over many years could cause liver or kidney damage. People with Wilsons disease may be more sensitive than others to the effect of copper contamination and should consult their health care provider. State and local government agencies that can be contacted include: Anniston Water Works at 256-236-3429 can provide you with information about your facility's water supply; and the Calhoun County Health Department at 256-237-7523 can provide you with information about the health effects of lead and how you can have your child's blood tested. For more information on reducing lead exposure around your home/building and the health effects of lead, visit EPA's website at <a href="http://www.epa.gov/lead">http://www.epa.gov/lead</a> or contact your health care provider.							
MICROBIOLOGICAL SUBSTANCES TABLE FOR PERIOD JANUARY -- DECEMBER 2010							
Water Source				Coldwater Spring	Hillabee Reservoir		
Total Coliforms		MCL	MCLG	Highest Level Last 12 Months		Violation (Yes/No)	Source of Substance
Not more than 5% of the 70 monthly bacteriological samples taken during the month can test positive for total coliform. No sample can test positive for fecal coliform or E. Coli.		<5%	0	0.00%		No	Human and animal fecal waste

### Important Information to Know about Water

- Substances that may be present in source water include: Microbial contaminants, such as viruses and bacteria, which may come from sewage treatment plants, septic systems, agricultural livestock operations and wildlife.
- Inorganic contaminants, such as salts and metals, which can be naturally occurring, or as result from urban run-off, industrial or domestic wastewater discharges, oil or gas production, mining or farming.
- Pesticides and herbicides, which may come from a variety of sources such as agriculture, urban storm water run-off, and residential uses, organic chemical contaminants, including synthetic and volatile organic chemicals, which are byproducts of industrial processes and petroleum production, and can also come from gas stations, urban storm run-off, and septic tanks.
- Radioactive contaminants, which can be naturally occurring or be the result of oil and gas production and mining activities.
- In order to ensure that tap water is safe, EPA prescribes regulations which limit the amount of certain contaminants in water provided by public water systems. Food and Drug Administration regulations establish limits for contaminants in bottled water, which must provide the same protection for public health.
- Some people may be more vulnerable to contaminants in drinking water than the general population. People who are immuno-compromised such as cancer patients undergoing chemotherapy, organ transplant recipients, HIV/AIDS positive or other immune system disorders, some elderly, and infants can be particularly at risk from infections. Those at risk should seek advice about drinking water from their health care providers. EPA/CDC guidelines on appropriate means to lessen the risk of infection by Cryptosporidium and other microbiological contaminants are available from the Safe Drinking Water Hotline (800-426-4791). This information is being provided in addition to other information or notices that may be required by law.

### Water Treatment Process



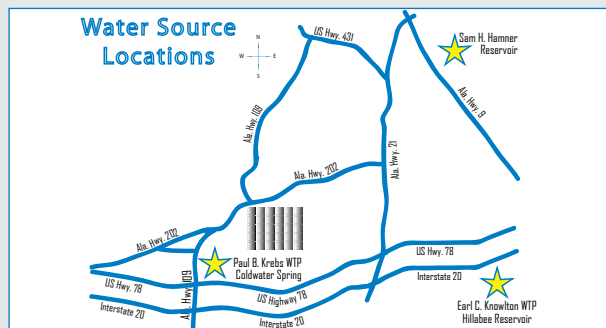
Drinking water supplied to customers of the Anniston System comes from two sources. Our primary water source is the Coldwater Spring located 7 miles west of Anniston on Tom Burkhart Drive. The Alabama Department of Environmental Management classifies Coldwater Spring as groundwater under the influence of surface water. Water from the spring is treated at the Paul B. Krebs Water Treatment Plant. The statement "under the influence," in this case, refers to the uncovered spring pool, which is almost two acres in size.

Our secondary source of water is the Hillabee Creek Reservoir located 7 miles southeast of Anniston on Jennifer Lane. Hillabee Reservoir is classified as a surface water source. Water from the reservoir is treated at the Earl C. Knowlton Water Treatment Plant located just to the north of the reservoir.

The Sam H. Hamner Reservoir is located 7 miles east of Anniston near the White Plains Community. Although no water is currently taken from Hamner it is included with Coldwater Spring and Hillabee Reservoir in our Source Water Protection Plan. The current ranking of our source waters by the Alabama Department of Environmental Management is "Low Susceptibility", meaning our water sources are well protected from elements likely to cause contamination. Anniston Water Works completed an update of the plan for Hillabee Reservoir in 2007.

### Definitions/Abbreviations Used in this Report

AL	Action Level	The concentration of a contaminant which triggers treatment or other requirements which a water system must follow.
MCL	Maximum Contaminant Level	The highest level of a contaminant that is allowed in drinking water.
MCLG	Maximum Contaminant Level Goal	The level of a contaminant in drinking water below which there is no known or expected health risk.
MRDL	Maximum Residual Disinfectant Level	The highest level of a disinfectant allowed in drinking water. There is convincing evidence that addition of a disinfectant is necessary for control of microbial contaminants.
MRDLG	Maximum Residual Disinfectant Level Goal	The level of a drinking water disinfectant below which there is no known or expected risk to health. MRDLGs do not reflect the benefits of the use of disinfectants to control microbial contaminants.
NS	None Set	No MCL has been set.
NTU	Nephelometric Turbidity Units	A measure of turbidity. Turbidity has no health effects. However, turbidity can interfere with disinfection and provide a medium for microbial growth. Turbidity may indicate the presence of disease-causing organisms. These organisms include bacteria, viruses, and parasites that can cause symptoms such as nausea, cramps, diarrhea, and associated headaches.
pCi/L	Picocuries Per Liter	A measure of radioactivity.
PPM	Parts per Million or milligrams per liter (mg/L)	<b>What is a PPM?</b> Compares to 8 hours and 45 seconds out of a millennium (1000 years).
PPB	Parts per Billion or micrograms per liter (mg/L)	<b>What is a PPB?</b> Compares to 31 seconds out of a millennium (1000 years).
SU	Standard Unit	A measure of pH or acidity.
TT	Treatment Technique	A required process intended to reduce the level of a contaminant in drinking water.



The Alabama Department of Environmental Management (ADEM), with the approval of the United States Environmental Protection Agency (EPA), issued a statewide waiver on monitoring for asbestos and dioxin. Accordingly, Anniston Water Works was not required to monitor for these during the reporting period. Due to the exceptional quality of raw water at Coldwater Spring, the treatment technique at the Paul B. Krebs Water Treatment Plant employs a variance of the filtration rule which was granted by ADEM.

This report is being furnished to you as required by the Safe Drinking Water Act. We are proud to report that your drinking water is safe and meets all requirements of state and federal regulations.

The United States Environmental Protection Agency maintains a Safe Drinking Water Hotline, 800-426-4791, where you can obtain more information about drinking water.

### Anniston Water Works Board of Directors and Management Personnel

James Miller, General Manager	Rodney Owens, Assistant General Manager
Jimmy D'Dell, Chairman	James Carlisle, Director
Jerome Freeman, Vice Chairman	Betty Merriweather, Director
William Robison, Secretary-Treasurer	Sam Phillips, Director

Ann Welch, Director

The Board of Directors of the Anniston Water Works consists of four directors appointed by the City of Anniston and three directors appointed by the Calhoun County legislative delegation. The Directors serve for a period of six years with reappointments being made on a staggered basis so all of the members are not replaced during the same year. Board meetings are held on the third Thursday of each month at three o'clock in the afternoon at the Main Office located at 131 West 11th Street, Anniston, Alabama. Questions concerning meetings or requests for additional information should be directed to the General Manager and/or Assistant General Manager during normal business hours (Monday-Friday, 7:30 a.m. to 4:30 p.m.) by calling 256-236-3429.