

# Water Quality Report

For Period Ending December 2018

Anniston Water Works & Sewer Board

931 Noble Street, Suite 200, Anniston, AL 36201

[www.awwsb.org](http://www.awwsb.org)

Phone: 256-241-2000

Fax: 256-236-1532



PWS ID Number AL0000133

## Tap Water vs. Bottled

The perceived benefits of bottled water are not accurate. In most places, tap water is just as safe to drink as bottled water and, according to blind taste tests, just as tasty as well. And while bottled water can indeed be more convenient, it's also more expensive and wasteful. Here's a look at how tap water and bottled water stack up on four major criteria: cost, taste, safety, and sustainability.

### Cost

Bottled water is a lot more expensive than tap water. The average cost per bottle of water is \$1.45. The same amount of water from the tap in Anniston cost less than \$0.01.

If you buy just one bottle of water each day, your annual spending on bottled water comes to \$529.25. When you pay a premium price for bottled water, what you're getting is often just tap water that's been filtered or purified in some way.

### Taste

In most blind taste tests, tap water easily holds its own against bottled waters, even the pricey ones. You can see the same result in numerous cities. Anniston Water Works has won Best Tasting Water in the AWWA Alabama/Mississippi Section in 1994, 2010 and 2015.

### Safety

Choosing bottled water isn't really a solution. According to the EPA, the standards for bottled water in the U.S. are exactly the same as those for tap water – and bottled water isn't subject to the same reporting standards as tap water. Under the **Safe Drinking Water Act**, municipal water systems must send users a consumer confidence report once per year telling them where their water comes from and whether it meets federal standards.

Bottled water, is considered a food product and regulated by the Food and Drug Administration (FDA). Under FDA rules, bottled water doesn't usually have to state what source it comes from or what methods were used to treat it. A 2009 investigation by the U.S. Government Accountability Office found that only "a small percentage" of all bottled water companies give their customers access to the same information about their water that municipal water suppliers are required to provide.

### Sustainability

When it comes to its environmental impact, tap water is definitely far greener. About 80 percent of plastic water bottles end up in landfills. It takes up to 1,000 years for every single bottle to decompose. Fill your own bottle with tap water instead of drinking costly bottled water.

Water is a necessity of life. In a world where so many people have to trek miles every day to fetch their water from the nearest stream, Americans are very lucky to live in a country where clean, safe water is available at the turn of a tap. It's just common sense to take advantage of water that comes into our homes for pennies.

**Anniston Tap Water is always the Best Choice!**

*Ed Turner*, General Manager

**Este informe contiene la información importante! Si usted no entiende este informe, pida que alguien lo traduzca usted.**

**DETECTED SUBSTANCES TABLE FOR PERIOD  
JANUARY -- DECEMBER 2018**

Water Source		Coldwater Spring		Hillabee Reservoir			
Primary Inorganic Substances	Units	MCL	MCLG	Highest Level Last 12 Months		Violation (Yes/No)	Source of Substance
Barium	ppb	2000	2000	22.9	8.1	No	Discharge of drilling wastes; discharge from metals refineries; erosion of natural deposits
Nickel	ppb	100	100	1.16	0.638	No	
Fluoride	ppm	4	4	0.519	0.592	No	Erosion of natural deposits; water additive which promotes strong teeth; discharge from fertilizer and aluminum factories
Nitrate (as N)	ppb	10	10	0.282	<0.200	No	Runoff from fertilizer use; leaching from septic tanks, sewage; erosion of natural deposits
Sulfate	ppm	500	--	2.14	20.8	No	Erosion of natural deposits
Secondary Inorganic Substances	Units	MCL	MCLG	Highest Level Last 12 Months		Violation (Yes/No)	Source of Substance
Alkalinity, Total	ppm	--	--	109	10.6	No	Erosion of natural deposits
Aluminum	ppb	200	--	<0.500	24.7	No	Water additive for removing organics; Erosion of natural deposits
Calcium	ppm	--	--	23.1	11.2	No	Erosion of natural deposits
Carbon Dioxide	ppm	--	--	1.76	1.76	No	Erosion of natural deposits
Chloride	ppm	250	--	3.17	4.24	No	An inorganic constituent in water affecting taste
Conductance	umhos/cm	--	--	201	85.4	No	Erosion of natural deposits
Copper	ppb	1300	1300	31.7	2.75	No	Corrosion of household plumbing systems; Erosion of natural deposits
Foaming Agents (Surfactants)	ppm	0.5	--	0.061	<0.0250	No	
Hardness, Total (As CaCO <sub>3</sub> )	ppm	--	--	111	32.7	No	Erosion of natural deposits
Magnesium	ppm	--	--	11.7	0.973	No	Erosion of natural deposits
pH	SU	--	--	6.9	5.8	No	An indicator of acidity or alkalinity levels of water
Sodium	ppm	--	--	1.26	2.06	No	Erosion of natural deposits
Total Dissolved Solids	ppm	500	--	102	67	No	Erosion of natural deposits
Zinc	ppb	5000	--	3.9	2.69	No	Erosion of natural deposits
Disinfection By-Products (at the Plants)	Units	MCL	MCLG	Highest Level Last 12 Months		Violation (Yes/No)	Source of Substance
Total Trihalomethanes (TTHM's)	ppb	80	0	Less than 2.0	30.4	No	By-product of drinking water chlorination
Haloacetic Acids (HAA5's)	ppb	60	0	Sampling not required in 2018	26.9	No	By-product of drinking water chlorination
Disinfection By-Products (in Distribution System)	Units	MCL	MCLG	Highest Level Last 12 Months		Violation (Yes/No)	Source of Substance
Total Trihalomethanes (TTHM's)	ppb	80	0	24.3		No	By-product of drinking water chlorination
Haloacetic Acids (HAA5's)	ppb	60	0	20.7		No	By-product of drinking water chlorination
Total Trihalomethanes (TTHM's) are the sum of the concentrations of bromoform, bromodichloromethane, chlorodibromomethane, and chloroform MCL equal to or less than 80 ppb. Haloacetic Acids (HAA5's) are the sum of the concentrations of dibromoacetic acid, dichloroacetic acid, monobromoacetic acid, and trichloroacetic acid MCL equal to or less than 60 ppb.							
Unregulated Volatile Chemicals	Units	MCL	MCLG	Highest Level Last 12 Months		Violation (Yes/No)	Source of Substance
Bromodichloromethane	ppb	NIA	0	Less than 0.5	3.97	No	By-product of drinking water chlorination
Chloroform	ppb	NIA	0.07	Less than 0.5	27.1	No	By-product of drinking water chlorination
Dibromochloromethane	ppb	NIA	0.06	Less than 0.5	Less than 1.0	No	By-product of drinking water chlorination
Bromoform	ppb	NIA	0	Less than 0.5	Less than 1.0	No	By-product of drinking water chlorination
Radionuclides	Units	MCL	MCLG	Water Sources: Coldwater Spring and Hillabee Reservoir		Violation (Yes/No)	Source of Substance
Gross Alpha	pCi/l	15	0	Not required in 2018		No	Erosion of natural deposits
Radium	pCi/l	5	--	Not required in 2018		No	Erosion of natural deposits
When gross alpha particle activity exceeds five pCi/l the remaining listed radionuclides would be analyzed.							
Turbidity	Units	MCL	MCLG	Highest Level Last 12 Months		Violation (Yes/No)	Source of Substance
Turbidity	NTU	0.3		0.08	0.09	No	Erosion of natural deposits and soil runoff
95% of samples were below the turbidity limits. Turbidity has no health effects. However, turbidity can interfere with disinfection and provide a medium for microbial growth. Turbidity may indicate the presence of disease-causing organisms. These organisms include bacteria, viruses, and parasites that can cause symptoms such as nausea, cramps, diarrhea, and associated headaches.							
Lead & Copper Monitoring	Units	MCL	MCLG	Distribution System Violations		Violation (Yes/No)	Source of Substance
Lead	ppb	15	0	Not required in 2018		No	Corrosion of household plumbing systems; erosion of natural deposits
Copper	ppb	1300	1300	Not required in 2018		No	Corrosion of household plumbing systems; erosion of natural deposits
<p>The last monitoring under the Lead and Copper Rule was performed in 2017 with no Action Level exceedance. Monitoring for lead and copper is reduced to every three years.</p> <p>Lead and copper are metals found in natural deposits as ores containing other elements. They are sometimes used in household plumbing materials or in water service lines used to bring water from the main to the home.</p> <p>Lead can cause a variety of adverse health effects when people are exposed to it at levels above the action level for relatively short periods of time. These effects may include interference with red blood cell chemistry, delays in normal physical and mental development in babies and young children, slight deficits in the attention span, hearing, and learning abilities of children, and slight increases in the blood pressure of some adults. Lead has the potential to cause the following effects from a lifetime exposure at levels above the action level: stroke and kidney disease; cancer.</p> <p>Copper is an essential nutrient, required by the body in very small amounts. However, EPA has found copper to potentially cause the following health effects when people are exposed to it at levels above the Action Level. Short periods of exposure can cause gastrointestinal disturbance including nausea and vomiting. Use of water that exceeds the Action Level over many years could cause liver or kidney damage. People with Wilsons disease may be more sensitive than others to the effect of copper contamination and should consult their health care provider.</p> <p>State and local government agencies that can be contacted include: Anniston Water Works at 256-241-2000 can provide you with information about your facility's water supply; and the Calhoun County Health Department at 256-237-7523 can provide you with information about the health effects of lead and how you can have your child's blood tested. For more information on reducing lead exposure around your home/building and the health effects of lead, visit EPA's website at <a href="http://www.epa.gov/lead">http://www.epa.gov/lead</a> or contact your health care provider.</p>							



**DETECTED SUBSTANCES TABLE FOR PERIOD  
JANUARY -- DECEMBER 2018 (continued)**

Non-Regulated Contaminants Table	Units	MCL	MCLG	Highest Level Last 12 Months		Violation (Yes/No)	Source of Substance
Methyl tertiary-butyl ether	ppb	Not Regulated		Less than 0.5	Not required in 2018	No	Petroleum products
Total Organic Carbon	ppm	Not Regulated		2.45	1.83	No	Natural sources

Regulated Volatile Chemicals	Units	MCL	MCLG	Highest Level During Last 12 Months		Violation (Yes/No)	Source of Substance
TCE (Trichloroethylene)	ppb	5	0	Less than 0.5	Not Required in 2018	No	Discharge from metal degreasing sites and other factories
cis-1,2-Dichloroethylene	ppb	70	70	Less than 0.5	Not Required in 2018	No	Discharge from industrial chemical factories
LT2	Units*	MCL	MCLG	Highest Level Last 12 Months		Violation (Yes/No)	Source of Substance
Cryptosporidium, Calc.	organisms/L	TT**	0	Not required in 2018	Not required in 2018	No	Human and animal fecal waste

\*Calculated organisms per liter of sample; \*\*Treatment Technique

**MICROBIOLOGICAL SUBSTANCES TABLE FOR PERIOD JANUARY -- DECEMBER 2016**

Water Source	Coldwater Spring		Hillabee Reservoir			
Total Coliforms	MCL	MCLG	Highest Level Last 12 Months		Violation (Yes/No)	Source of Substance
Not more than 5% of the 70 monthly bacteriological samples taken can test positive for total coliform. No sample can test positive for fecal coliform or E. Coli.	Less than 5%	0	0.0%		No	Human and animal fecal waste

**List of Non-Detect Substances** (Anniston Water Works tested for the following substances in 2018 but none were detected.)

Total Coliform Bacteria	Atrazine	Lindane	2,2 - Dichloropropane	Naphthalene	Carbon Tetrachloride	Cyanide
3-Hydroxycarbofuran	Benzo(a)pyrene(PAHs)	Methoxychlor	Bromobenzene	N-Propylbenzene	Chlorobenzene	Lead
Aldicarb	Carbofuran	Oxamyl(Vydate)	Bromochloromethane	O-Chlorotoluene	cis-1,2-Dichloroethylene	Mercury
Aldicarb Sulfone	Chlordane	PCBs	Bromodichloromethane	P-Chlorotoluene	Dichloromethane	Nitrite
Aldicarb Sulfoxide	Dalapon	Pentachlorophenol	Bromoform	P-Isopropyltoluene	Ethylbenzene	Selenium
Aldrin	Di-(2-ethylhexyl)adipate	Picloram	Bromomethane	Sec - Butylbenzene	p-Dichlorobenzene	Thallium
Butachlor	Di-(2-ethylhexyl)phthalates	Simazine	Chloroethane	Tert - Butylbenzene	Styrene	Color
Carbaryl	Dibromochloropropane	Toxaphene	Chlorodorm	Trichlorofluoromethane	Tetrachloroethylene	Iron
Dicamba	Dinoseb	1,1 - Dichloropropane	Chloromethane	1,1,2-Tetrachloroethane	Toluene	Manganese
Dieldrin	Endothall	1,1,2,2-Tetrachloroethane	Dichlorodifluoromethane	O-Dichlorobenzene	trans-1,2-Dichloroethylene	Silver
Methomyl	Endrin	1,1-Dichloroethane	Dibromomethane	1,1,1-Trichloroethane	Trichloroethylene	Arsenic
Metolachlor	Ethylene dibromide	1,2,3 - Trichlorobenzene	Dichlorodifluoromethane	1,1,2-Trichloroethane	Vinyl Chloride	Bromoform
Metribuzin	Glyphosate	1,2,3 - Trichloropropane	Hexachlorobutadiene	1,1-Dichloroethylene	Xylenes	Monochloroacetic Acid
Propachlor	Heptachlor	1,2,4 - Trimethylbenzene	Isopropylbenzene	1,2,4-Trichlorobenzene	Antimony	Dibromoacetic Acid
2,4,5-TP (Silvex)	Heptachlor epoxide	1,3 - Dichloropropane	M-Dichlorobenzene	1,2-Dichloroethane	Beryllium	
2,4-D	Hexachlorobenzene	1,3 - Dichloropropane	MTBE	1,2-Dichloropropane	Cadmium	
Alachor	Hexachlorocyclopentadiene	1,3,5 - Trimethylbenzene	N-Butylbenzene	Benzene	Chromium	

**Important Information to Know about Water**

- Substances that may be present in source water include: Microbial contaminants, such as viruses and bacteria, which may come from sewage treatment plants, septic systems, agricultural livestock operations and wildlife.
- Inorganic contaminants, such as salts and metals, which can be naturally occurring, or as result from urban run-off, industrial or domestic wastewater discharges, oil or gas production, mining or farming.
- Pesticides and herbicides, which may come from a variety of sources such as agriculture, urban storm water run-off, and residential uses, organic chemical contaminants, including synthetic and volatile organic chemicals, which are byproducts of industrial processes and petroleum production, and can also come from gas stations, urban storm run-off, and septic tanks.
- Radioactive contaminants, which can be naturally occurring or be the result of oil and gas production and mining activities.
- In order to ensure that tap water is safe, EPA prescribes regulations which limit the amount of certain contaminants in water provided by public water systems. Food and Drug Administration regulations establish limits for contaminants in bottled water, which must provide the same protection for public health.
- Some people may be more vulnerable to contaminants in drinking water than the general population. People who are immuno-compromised such as cancer patients undergoing chemotherapy, organ transplant recipients, HIV/AIDS positive or other immune system disorders, some elderly, and infants can be particularly at risk from infections. Those at risk should seek advice about drinking water from their health care providers. EPA/CDC guidelines on appropriate means to lessen the risk of infection by Cryptosporidium and other microbiological contaminants are available from the Safe Drinking Water Hotline (800-426-4791). This information is being provided in addition to other information or notices that may be required by law.



**OUR MISSION IS:**

- **SERVICE** — by providing high quality drinking water to our customers on demand while maintaining our plants and equipment to facilitate economic growth and development.
- **PROTECTION OF THE ENVIRONMENT AND PUBLIC HEALTH** — through responsible wastewater treatment and source water protection
- **CONTINUOUS IMPROVEMENT** — of our processes and personnel to achieve the highest standards of customer satisfaction and to meet or exceed all water and wastewater quality standards.

**Traveling Out of Town?**

- \* Don't forget to provide us with an updated phone number and email address so we can contact you in an emergency.
- \* Don't forget to have someone check your property, inside and out, while you're gone.
- \* Don't forget to show your caretaker where your water cut-off valve is.
- \* Don't forget to forward your mail and board the pets.

Water and sewer emergencies can happen any time. Make provisions to respond to those events even if you are not around when it happens!

**NLC Service Line Warranty Program**

The Water Works and Sewer Board of the City of Anniston continues to partner with the National League of Cities (NLC) to provide a Service Line Warranty Program that you can use to protect your water and sewer service lines. The program is administered by Service Line Warranties of America (SLWA) and provides coverage to utility customers for necessary repairs to those lines that the property owner is responsible for.

For more information on this program or to enroll, please visit SLWA's web site at [www.SLWofA.com](http://www.SLWofA.com) or call 866-722-9006



**Definitions/Abbreviations Used in this Report**

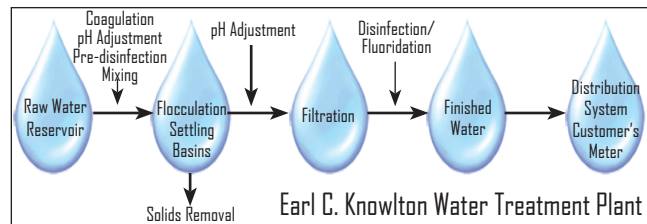
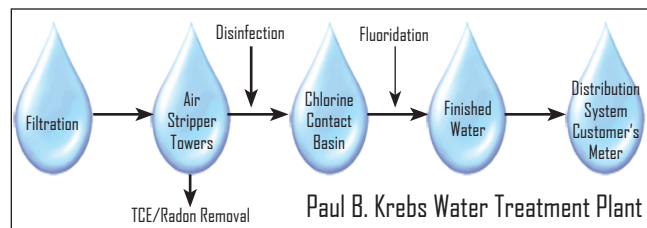
AL	Action Level	The concentration of a contaminant which triggers treatment or other requirements which a water system must follow.
MCL	Maximum Contaminant Level	The highest level of a contaminant that is allowed in drinking water.
MCLG	Maximum Contaminant Level Goal	The level of a contaminant in drinking water below which there is no known or expected health risk.
MRDL	Maximum Residual Disinfectant Level	The highest level of a disinfectant allowed in drinking water. There is convincing evidence that addition of a disinfectant is necessary for control of microbial contaminants.
MRDLG	Maximum Residual Disinfectant Level Goal	The level of a drinking water disinfectant below which there is no known or expected risk to health. MRDLGs do not reflect the benefits of the use of disinfectants to control microbial contaminants.
NS	None Set	No MCL has been set.
NTU	Nephelometric Turbidity Units	A measure of turbidity. Turbidity has no health effects. However, turbidity can interfere with disinfection and provide a medium for microbial growth. Turbidity may indicate the presence of disease-causing organisms. These organisms include bacteria, viruses, and parasites that can cause symptoms such as nausea, cramps, diarrhea, and associated headaches.
pCi/L	Picocuries Per Liter	A measure of radioactivity.
ppm	Parts per Million or milligrams per liter (mg/L)	<b>What is a PPM?</b> Compares to 8 hours and 45 seconds out of a millennium (1000 years).
ppb	Parts per Billion or micrograms per liter (mg/L)	<b>What is a PPB?</b> Compares to 31 seconds out of a millennium (1000 years).
SU	Standard Unit	A measure of pH or acidity.
TT	Treatment Technique	A required process intended to reduce the level of a contaminant in drinking water.

The Alabama Department of Environmental Management (ADEM), with the approval of the United States Environmental Protection Agency (EPA), issued a statewide waiver on monitoring for asbestos and dioxin. Accordingly, Anniston Water Works was not required to monitor for these during the reporting period. Due to the exceptional quality of raw water at Coldwater Spring, the treatment technique at the Paul B. Krebs Water Treatment Plant employs a variance of the filtration rule which was granted by ADEM.

This report is being furnished to you as required by the Safe Drinking Water Act. We are proud to report that your drinking water is safe and meets all requirements of state and federal regulations.

The United States Environmental Protection Agency maintains a Safe Drinking Water Hotline, 800-426-4791, where you can obtain more information about drinking water.

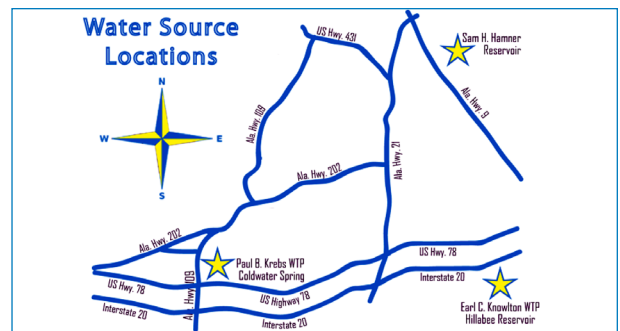
**Water Treatment Process**



Drinking water supplied to customers of the Anniston System comes from two sources. Our primary water source is the Coldwater Spring located 7 miles west of Anniston on Tom Burkhart Drive. The Alabama Department of Environmental Management classifies Coldwater Spring as groundwater under the influence of surface water. Water from the spring is treated at the Paul B. Krebs Water Treatment Plant. The statement "under the influence," refers to run off into the uncovered spring pool which is over one acre in size.

Our secondary source of water is the Hillabee Creek Reservoir located 7 miles southeast of Anniston on Jennifer Lane. Hillabee Reservoir is classified as a surface water source. Water from the reservoir is treated at the Earl C. Knowlton Water Treatment Plant located just to the north of the reservoir.

Anniston Water Works has completed a Source Water Assessment for Coldwater Spring and for Hillabee Reservoir. Our assessment has found there is 'Low Susceptibility' to our source waters from elements likely to cause contamination. Our assessment was updated during 2016. Anniston Water Works also owns the Sam H. Hamner Reservoir located 7 miles east of Anniston near the White Plains Community. No water is currently removed from Hamner Reservoir for use in the system.



**Anniston Water Works Board of Directors and Management Personnel**

Ed Turner, General Manager/CEO

- |                                  |                                |
|----------------------------------|--------------------------------|
| Jarrod Simmons, Finance Director | William A. Robison, Chairman   |
| Jerome Freeman, Vice Chairman    | Ann Welch, Secretary-Treasurer |
| Aaron Acker, Director            | Betty Merriweather, Director   |
| Brett Rothwell, Director         | Melvin Womack, Director        |

The Board of Directors of the Anniston Water Works consists of four directors appointed by the City of Anniston and three directors appointed by the Calhoun County legislative delegation. The Directors serve for a period of six years with reappointments being made on a staggered basis so all of the members are not replaced during the same year. Board meetings are held on the third Thursday of each month at eleven o'clock in the morning at the Main Office located at 931 Noble Street, Suite 200, Anniston, Alabama. Questions concerning meetings or requests for additional information can be addressed during normal business hours (Monday-Friday, 7:30 a.m. to 4:30 p.m.) by calling 256-241-2000.

